












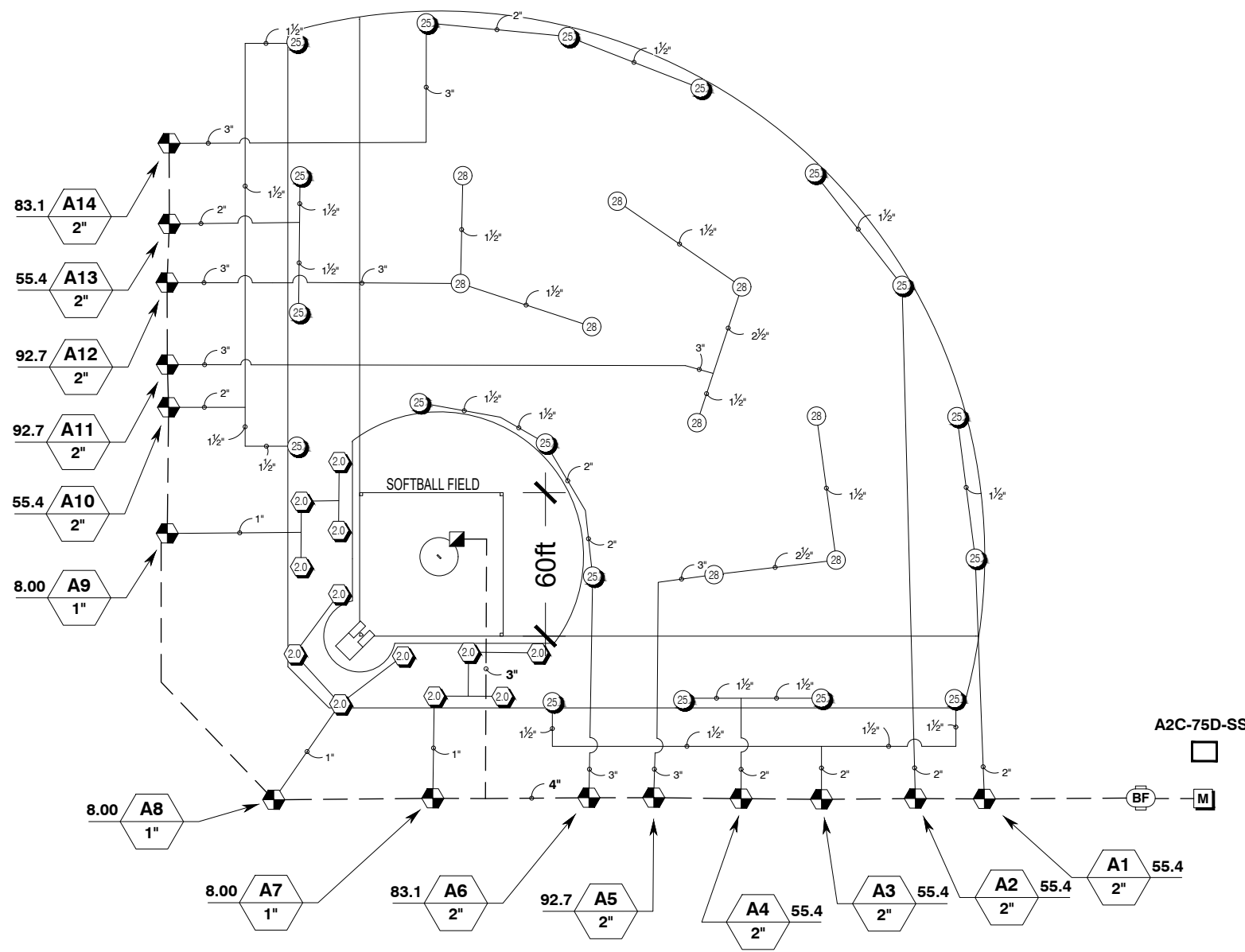
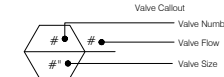






IRIGATION LEGEND

SYMBOL	MANUFACTURER/MODEL/DESCRIPTION
	Hunter ICV-G 1" 1", 1-1/2", 2", and 3" Plastic Electric Remote Control Valves, Globe Configuration, with NPT Threaded Inlet/Outlet, for Commercial/Municipal Use.
	Hunter ICV-G 2" 1", 1-1/2", 2", and 3" Plastic Electric Remote Control Valves, Globe Configuration, with NPT Threaded Inlet/Outlet, for Commercial/Municipal Use.
	Hunter HQ-SRC 1" Quick coupler valve, yellow rubber cover, red brass and stainless steel, with 1" NPT inlet, 1-piece body.
	Watts 919QT 2" Backflow reduced pressure zone
	Hunter A2C-75D-SS 75-Station Decoder controller in a stainless steel wall mount enclosure.
	Water Meter 2"
	Irrigation Lateral Line: PVC Class 200 SDR 21 1"
	Irrigation Lateral Line: PVC Class 200 SDR 21 1 1/2"
	Irrigation Lateral Line: PVC Class 200 SDR 21 2"
	Irrigation Lateral Line: PVC Class 200 SDR 21 2 1/2"
	Irrigation Lateral Line: PVC Class 200 SDR 21 3"
	Irrigation Mainline: PVC Class 315 SDR 13.5 3"
	Irrigation Mainline: PVC Class 315 SDR 13.5 4"

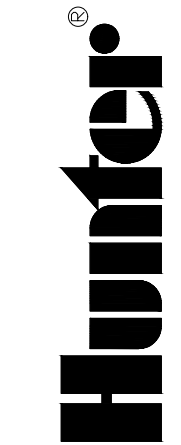


A2C-75D-SS

VALVE IDENTIFICATION GUIDE

SYMBOL	MANUFACTURER/MODEL/DESCRIPTION	QTY	PSI	GPM	RADIUS
	Hunter I-20-06-SS-PRB Turf Rotor, 6.0" Pop-Up, Adjustable and Full Circle. Stainless Steel Riser. Drain Check Valve. Standard Nozzle. Pressure Regulating Body.	12	45	2.00	32'
	Hunter I-20-06-SS-PRB-SR Turf Rotor, 6.0" Pop-Up, Adjustable and Full Circle. Stainless Steel Riser. Drain Check Valve. Short Radius Nozzle. Pressure Regulating Body.	1	50	0.50	17'
	Hunter I-50-06-SS Turf Rotor, 6.0" Pop-Up, Adjustable to Full Circle. Drain Check Valve, Stainless Steel Riser, 1" Female NPT Inlet Threads, Standard Nozzle.	18	80	27.7	64'
	Hunter I-50-06-SS-ON Turf Rotor, 6.0" Pop-Up, Adjustable to Full Circle. Drain Check Valve, Stainless Steel Riser, 1" Female NPT Inlet Threads, Dual Opposing Nozzle.	9	80	30.9	68'

Scale: 1" = 40'



SOFTBALL FIELD
 I-40 ROTOR - FIVE ROW DESIGN
 LOOPED MAIN LINE LAYOUT

HUNTER INDUSTRIES
 1940 DIAMOND STREET
 SAN MARCOS, CALIFORNIA 92078

TECHNICAL ASSISTANCE
 1-800-319-4796
 WWW.HUNTERINDUSTRIES.COM

SHEET
 1 of 2